

A Guide to Good Health

- Medical & Health Check
- Exercise & Fitness
- Nutrition and Diet
- Stress Management
- Avoid Dependencies
- Safety Compliance



The Rules of Good Health

Over the centuries the cause of death has changed. In early civilizations the major cause of death was violence due to natural calamities and war. With civilization man began to live in communities and due to poor sanitation and living conditions, the major killer became infectious disease such as cholera, plague etc. With the advent of antibiotics, we reached a situation where most communicable diseases were nearly eradicated. Today, the major killer is modern lifestyle due to high levels of stress, sedentary lifestyle, high levels of obesity etc. manifesting in diseases such as heart attacks, cancer, high blood pressure, diabetes and other chronic ailments.

With the scenario being what it is, what are the solutions? The solutions for each individual as well as the general population is to modify lifestyle and follow a few simple rules of good health. This Good Health Guide along with the Health and Lifestyle Scan will lead you on the path to total health.

1 Annual Medical Check:

It is important for all of us including children to have a medical check at least once a year. The human body is capable of 100% efficiency even with 99% debility and most modern ailments such as blood pressure, diabetes, cholesterol etc. are all silent and have no symptoms. A medical check helps the individual to identify his current health status, and lifestyle ailments if detected early can be controlled but if left untreated can result in heart attacks cancer, and other killers.



2 Moderate and Regular Exercise:

Excess food intake results in obesity, which in turn causes blood pressure, diabetes, arthritis and other ailments. Eating the right food along with daily exercise will keep the body slim and fit. A fit and healthy body ensures prevention from ailments. Your daily exercise program may be for about an hour and should be according to age and capacity. Walking, jogging or stamina exercise will strengthen the heart and lungs, free hand exercises will benefit the muscles (strength) and joints (mobility). The younger age group must most certainly go in for weight training and gym exercises. Information and diagram provided on stamina, strength, mobility, etc. will help you with daily exercise.



3 Eat the Right Food:

The next rule of good health is to eat the right food in the right quantity at the right time. We all know that too much of sugar is associated with diabetes, too much of salt is associated with high blood pressure, too much of fat is associated with heart attacks, eating commercial foods is associated with cancer. We also know that a high fibre diet comprising vegetables and fruits is protective against all these ailments. Accordingly we should eat a balanced diet comprising of white meat, lentils and grains, fruits and vegetables and dairy products such as skimmed milk etc. and should avoid excess sugar, salts and commercial foods.



A large breakfast, a moderate lunch and a light dinner provides the right quantity of food at the right time. Calorie, fibre and other charts given in this book will help you plan a healthy diet.

4 **Stress Management and Meditation:**

If physical activity is important for good health, then mental relaxation is as important. Mental tension and stress causes a whole range of psychosomatic ailments including headaches, insomnia, asthma, ulcers, blood pressure, sexual dysfunction etc. Stress is caused due to problems relating to work, home, daily routine, crisis and even personality. Exercise provides a healthy antidote to burn stress hormones. Meditation and relaxation helps create a calm yet focused frame of mind. Hobbies such as music, painting, etc. also help manage stress and sleep is in fact nature's best stress reduction formula. Techniques on behaviour change and relaxation given later will calm and rejuvenate your mind.



5 **Avoid Smoking and Alcohol:**

The major cause of cancer is smoking. Other causes include an inappropriate diet, excessive alcohol intake, environmental pollution and occupational hazards including dust, radiation, chemicals etc. Certainly these must be avoided, but giant steps can be taken to reduce cancer by simply managing alcohol to not more than one drink a day and quitting smoking completely.

6 **Safety:**

While the older age group usually succumbs to heart attacks and cancer, younger age groups, below 30 years will probably succumb to automobile accidents, which is the major killer for this group. Safety compliance such as wearing helmet, using a seat belt, keeping within the speed limits, not utilizing alcohol before driving will go a long way in reducing automobile accidents. If automobile safety is important then sexual safety is perhaps more important, and lack of sexual safety has resulted in spectrum of AIDS. Similarly, safety




consciousness needs to be practiced at home, work and in recreational activities also. A breast self examination is also a preventive and early detection step for breast cancer.

7 **Ear, Nose, Throat and Gum Care:**

Prevention is better than cure and this saying is most relevant to health. Simple do's and don'ts have been given to maintain good health and hygiene and provide a good quality of life.



Take a positive step, make a few lifestyle changes and watch your health improve. The doctor and lifestyle specialist can support you, but the gift of good health is in your hands.

A close-up photograph of a doctor's torso. The doctor is wearing a white lab coat over a blue collared shirt and a dark tie with small gold squares. A blue stethoscope is draped around their neck. They are holding a black clipboard with both hands. The clipboard has a silver clip at the top and a white sheet of paper. On the paper, the words "Annual Medical Check" are printed in a large, dark blue, serif font.

Annual Medical Check

1. Annual Medical Check

Most hospitals and clinics conduct medical and health check ups and each of us must undergo a medical check annually. The medical check usually takes about 4 hours and you would need to be fasting from the previous night for your various blood tests. The check usually starts with the physician taking your medical history and clinical examination. This is followed with a series of medical tests including blood investigations for diabetes, anemia, cholesterol, hepatitis, immunity, HIV etc. In addition, there is a urine analysis and often a stool analysis also. Other tests include



blood pressure, ECG, ultrasound of the abdomen, spirometry test for the lungs, chest xray etc. For ladies, specific tests include the mammogram and the pap smear. Nowadays, since lifestyle is a major cause of disease, most hospitals include a lifestyle check also in the medical check and this enables the physician to evaluate your stress levels, your fitness levels, your body fat ratio, your nutritional profile, your risk of heart attack, cancer etc. Each lifestyle check is followed with a health counseling session.

Take this on the spot check to find out how healthy & fit you are

Serial	Test	Results	
1.	Do you have a family history of cardiac ailments or cancer?	Yes	No
2.	Are you currently on any medication?	Yes	No
3.	Are you overweight?	Yes	No
4.	Are you unable to hold your breath for more than 60 seconds?	Yes	No
5.	Are you unable to touch your toes without bending your knees?	Yes	No
6.	Do you avoid eating fresh fruits and vegetables daily?	Yes	No
7.	Do you eat commercial fast foods more than twice a week?	Yes	No
8.	Do you eat oily, salty, sweetened foods often?	Yes	No
9.	Are you a perfectionist by nature?	Yes	No
10.	Are you unhappy in your occupation (work / studies etc.)?	Yes	No
11.	Are you unhappy with your home life?	Yes	No
12.	Are you currently faced with any major crises or problem?	Yes	No
13.	Do you smoke?	Yes	No
14.	Do you frequently drink alcohol?	Yes	No
15.	Do you chew tobacco?	Yes	No

Scoring Key: 1 point for every Yes answer, 2 points for every No answer. Max score 30.
The higher the score the closer you are to good health.



Exercise & Fitness

2. Exercise & Fitness

A few details about exercises and fitness

Stamina Exercises

Walking: Excellent cardiovascular benefits for the advanced age groups. Should be done briskly with swinging of the arms. Comfortable shoes must be worn. May be done morning or evening for 30-60 minutes.



Jogging: Suitable for younger age group below 50 yrs. 30 minutes is all that is required and may be done continuously, or jog and walk in between when fatigued. The pace of jogging is equal to that of a brisk walk run on soft or grassy surface. Wear comfortable clothes and breathe freely.

Swimming: For those who know how to swim, 20 minutes of continuous swimming is sufficient. Alternately swim the length of a pool 10-20 metres, rest at the end for 30 seconds, swim back. 10 such lengths is good. Use any stroke you know. They are all of almost equal cardiovascular and muscular benefit.

Cycling: For any age group. Minimum time 45-60 minutes of continuous controlled fast cycling. Cycling up slopes gives added benefit. Ordinary cycles are good enough and indoor stationary exercycles may also be used at low resistance for 45 minutes.



Strength Exercises


Improve muscular strength with 10-20 repetitions of each of these movements.



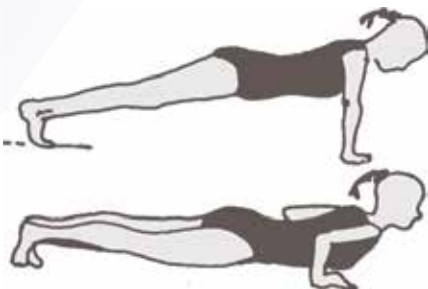
Modified Push-Up



Modified Sit-Up



Situps for Abdominal Muscles



Push-Ups for Shoulders
Chest, Arms



Back Lift for
Strengthening Back



Squats for Thighs



Calf Raises

Mobility Exercises

Enhance body flexibility with 10 repetitions of each of these joint movements.



Neck Rotation



Wrist Rotation



Shoulder Rotation



Elbow Bends



Waist Rotation



Front Thigh Stretch



Toe Touch



Hip Mobility



Calf Stretch



Ankle Rotation

Back Exercises

In order to prevent low back pain, 5 repetitions of each of these may be done daily.



Modified Push-Up



Modified Sit-Up



Leg Lifts (front)



Alternate (back) Leg Lifts



Spine Stretch

Posture

Maintain a good posture while sitting, sleeping, walking, lifting to avoid back problems

1. At all times keep your spine in a straight alignment
2. When you need to bend, bend from the knees



How to Stand



How to Bend



Use your knees to lift



Sit upright with a straight spine



While sleeping use a firm mattress & a low pillow

Nutrition & Diet

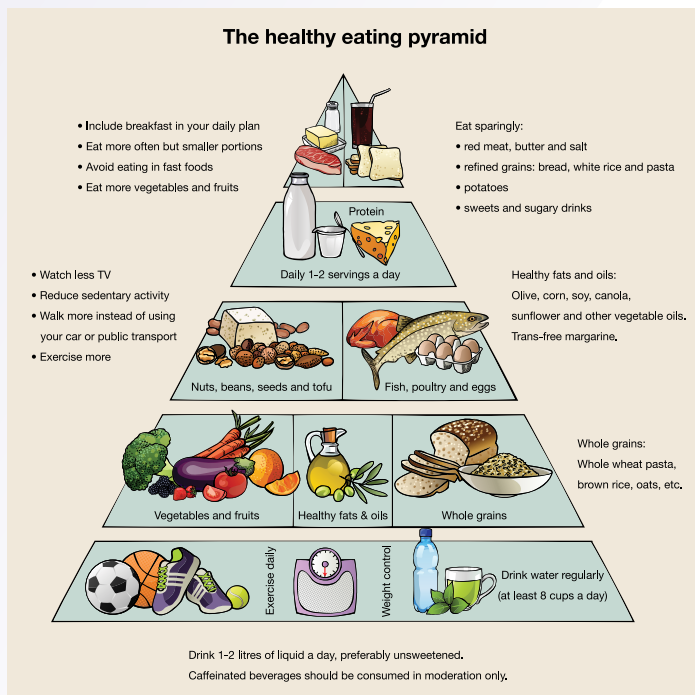


3. Nutrition & Calorie Management

The food pyramid is a guide as to what you should eat and in what quantities. Basically we should all eat food from all the different food groups in order to have a balanced diet. In addition, we should keep the following points in mind:

- While adults are advised to consume between 1000-1500 Calories each day in order to manage weight. In children because of growth & energy requirements, Calorie restriction is not imposed except is if the child is Obese.

- It is important to eat fiber (fruit, vegetable, grain) in preference to fat (butter cheese, etc.) and accordingly we have suggested a max of 30 gms fat and a minimum of 70 gms fiber each day.



Health Foods

Eat one/some foods from each of these groups daily	
a) Fruits	- Apple, Banana, Papaya, Mango, Guava, Pear, Bel, Amla, Grape, Orange, Watermelon
b) Vegetables	- Potato, Onion, Ginger, Garlic, Beetroot, Tomato, Lime, Radish, Turnip, Cabbage, Cauliflower, Lettuce, Cucumber, Carrot, Asparagus, Spinach, Saag, Coconut, Karela
c) Grains & Pulses	- Beans, Peas, Gram, Dal, Wheat, Brown Rice, Peanuts, Nuts
d) Dairy Products	- Skimmed Milk, Curd
e) Miscellaneous	- Honey, Dry Fruit, Vegetable Oils
f) Fluids	- Water, Fruit Juices, Vegetable Juices

Food Groups

Food Groups	Function	Useful Tips
Vegetable & Fruits	Uncooked Vegetables & Fruits contains large quantities of vitamin's minerals, antioxidants, flavenods etc, which protect the body from free radical damage. The fiber in Fruits & Vegetables cleans the digestive tract of bacterial and impurities.	<ul style="list-style-type: none"> • Eat a fresh salad and one or two fruits daily • Preferably eat foods that are in season • Eating fruits in better than having fruit jucies.
Grains Legumes Pulses	In addition to fibre; grain such as rice, maize etc contain starch that provides energy. Legumes and Pulses (Including grams beans etc) in addition contain large quantities of protein that helps in growth and repair of tissue	<ul style="list-style-type: none"> • Whole grain wheat etc contain more fibre and is healthier than processed grain. • Some form of vegetable protein (gram, beans etc.) must be eaten daily
Eggs, Fish Poultry & Meat	Provides the body with proteins. For growth and repair of body tissue. Fish is the best because it contains omega 3 & omeaga 6 fatty acids which are good for the heart. Poultry comes next and meats such as mutton, beef and pork if eaten should be consumed sparingly.	<ul style="list-style-type: none"> • Not more than one egg a day for children. Eat fish and poultry avoid mutton, beef, pork
Dairy Products and Soy milk	Comprising low fat skimmed milk contains calcium. For the good health of our bones, teeth etc. Some of us are lactose (Milk) in tolerant and our alternative for calcium and protein is Soya Bean Milk.	<ul style="list-style-type: none"> • Avoid whole cream milk products including butter, cheese and saturated oils.
Oils for cooking	Provides the body with energy, but is dense in calories and too much adds to body fat.	<ul style="list-style-type: none"> • Avoid saturated oils such as coconut oil etc. They lead to artery disease. • Olive oil and Liquid oils are good for consumption.

Some International Food Calorie values

Item	Quantity	Calorie Value (apx.)	Item	Quantity	Caloric Value (apx.)
Bread slice with butter & jam/cheese, etc.	1	120	Spaghetti & meat sauce, etc	1 plate	450
Breakfast cereal with milk sweetened	1 cup	130	Hamburger	1 pcs	250
Porridge & milk sweetened	1 cup	150	Steak & salad	1 plate	300
Baked Beans in sauce	1 cup	200	Fish & chips	1 plate	400
Sasauge, bacon, ham, etc. fried	1 helping	120	Baked dish	1 helping	400
Potato mash	1 cup	100	Fried chicken	1 helping	200
Potato fried	1 cup	200	Chinese noodles	1 plate	450
			Chinese fried rice	1 plate	450
			Chinese side dish	1 plate	250
Sandwich, large	1 pc	250	Pizza	1 plate	400

Sample Diet Low Fat, High Fibre

Meal	Item	Fat (gm)	Calories	Fibre (gm)
Early Morning	One cup tea, milk & sugar	0	45	0
Breakfast	Two chapatis/bread	0	120	6
	One cup vegetables	0	100	8
	One cup milk	1	60	0
Lunch	One cup cooked rice	0	120	6
	One cup lentils	0	150	10
	One cup curry (veg.)	0	100	8
	One cup salad	0	100	8
	One fruit	0	75	8
Tea	One cup tea	1	45	0
Dinner	Two chapatis/bread	0	120	6
	One cup dal/lentils	0	150	10
	*One meat curry	10	100	0
	One cup salad	0	100	8
	One cup curd	8	100	0
	*Two spoons oil for cooking	10	90	0
Total		30	1575	78

Calorie Sheet - Indian Foods

Item	Quantity	Calorie Value (apx.)	Item	Quantity	Calorie Value (apx.)
Breakfast			Beverages		
Egg, boiled	1	80	Tea, black, with no sugar	1 cup	10
Egg, poached	1	80	Coffee, black, with no sugar	1 cup	10
Egg, fried	1	110	Tea with milk & sugar	1 cup	45
Egg, omelet	1	120	Coffee with milk & sugar	1 cup	45
Bread slice	1	45	Milk without sugar	1 cup	60
Bread slice with butter	1	90	Milk with sugar	1 cup	75
Chappati	1	60	Milk with sugar & Horlicks	1 cup	120
Puri	1	75	Fruit juice, concentrated	1 cup	120
Paratha	1	150	Soft drinks (Thums Up, etc.)	1 bottle	90
Subji	1 cup	150	Beer	1 bottle	200
Idli	1	100	Soda	1 bottle	10
Dosa, plain	1	120	Alcohol, neat	1 peg, small	75
Dosa, masala	1	250	Miscellaneous & Non		
Sambar	1 cup	150	Porridge	1 cup	150
Lunch / Dinner			Jam	1 tsp.	30
Cooked rice, plain	1 cup	120	Butter	1 tsp.	50
Cooked rice, fried	1 cup	150	Ghee	1 tsp.	50
Chappati	1	60	Sugar	1 tsp.	30
Puri	1	75	Biscuit	1	30
Paratha	1	150	Fried nuts	1 cup	300
Naan	1	150	Puddings	1 cup	200
Dal	1 cup	150	Ice-cream	1 cup	200
Sambar	1 cup	150	Milk shake	1 glass	200
Curd	1 cup	100	Wafers	1 pkt.	120
Curry, vegetable	1 cup	150	Samosa	1	100
Curry, meat	1 cup	175	Bhel puri/pani puri	1 helping	150
Salad	1 cup	100	Kebab	1 plate	150
Papad	1	45	Indian sweet (mithai)	1 pc.	150
Cutlet	1	75	Pickle	1 tsp.	30
Pickle	1 tsp.	30	Soup, clear	1 cup	75
Soup, clear	1 cup	75	Soup, heavy	1 cup	150
Soup, heavy	1 cup	150	Fruit	1 helping	75

Fat and Fibre Content in Daily Foods

Item	Fat (gms)	Fibre (gms)	Item	Fat (gms)	Fibre (gms)
Almonds 1 cup	72	16	Jelly (1 tsp)	0	0
Apple 1 cup	0	8	Lamb lean (1 cup) (6oz)	24	0
Apple Juice 1 cup	0	0	Lamb medium (1 cup) (6oz)	50	0
Banana 1 no	0	2	Lettuce (1 cup)	0	4
Beans Cooked 1 cup	0	12	Liquor (Rum/Whisky/Gin) (1 Peg)	0	0
Beef Lean 1 cup (6oz)	32	0	Nuts	60	9
Beer 1 Glass	0	0	Mango 1 piece	0	6
Beet Root 1 cup	0	6	Fish (1 cup) (6oz)	24	0
Biscuit 1 Pc	5	1	Margarine (1 tsp)	4	0
Bread White 1 Pc	1	1	Mayannaise (1 tsp)	4	0
Bread Wheat 1 Pc	1	3	Milk Whole (1 cup)	5	0
Butter 1 tsp	5	0	Milk Skimmed (1 cup)	1	0
Butter Multi Whole 1 tsp	8	0	Mushroom (1 cup)	0	8
Butter Low Fat 1 tsp	2	0	Noodles (1 cup)	2	3
Cabbage 1 cup	0	4	Oil Vegetable (1 tsp)	5	0
Carrot 1 cup	0	4	Onion (1 cup)	0	8
Cashewnut 1 cup	32	4	Orange (1 Pc)	0	4
Cauliflower 1 cup	2	2	Orange Juice (1 cup)	0	0
Cereal Bran 1 cup	2	22	Papaya (1 cup)	0	2
Cereal Flatus 1 cup	0	6	Peanut Butter (1 tsp)	8	1
Cheese Cottage 1 cup	8	0	Peanuts (1 cup)	72	12
Cheese Whole 1 cup	36	0	Pear (1 pc)	1	4
Chicken With Skin 1 cup (6oz)	20	0	Peas (1 cup)	0	10
Chicken No Skin 1 cup (6oz)	6	0	Pineapple (1 cup)	0	4
Chocolate 1 Pc	18	0	Park Lean (1 cup) (6oz)	16	0
Chilli / Tomato Sauce 1 tbsp	0	1	Park Medium (1 cup) (6oz)	46	0
Corn 1 cup	0	4	Potato (1 cup)	0	12
Crab Meat 1 cup (6oz)	20	0	Rice brown (1 cup)	0	6
Cream 1 tbsp	5	0	Rice White (1 cup)	0	2
Cucumber 1 cup	0	2	Spinach (1 cup)	0	4
Dates 1 cup	0	8	Sugar (1 tsp)	0	0
Egg 1 Pc	5	0	Soup Non-Veg Clear 1 cup	1	0
Egg White	0	0	Soup Thick Veg 1 cup	0	2
Flour Wheat (1 cup)	0	18	Soup Thick Non-Veg 1 cup	5	0
Flour White (1 cup)	0	4	Sasauge (1 cup) (6oz)	36	0
Fruit Cocktail (1 cup)	0	8	Soyabean (1 cup)	6	12
Fruit Juice (1 cup)	0	0	Tomato (1 Pc)	0	2
Grapes (1 cup)	0	4	Tomato Juice (1 cup)	0	1
Greens (1 cup)	0	8	Vegetable Salad Mixed (1 cup)	0	8
Ham (1 cup) (6oz)	26	0	Walnuts (1 cup)	64	8
Honey (1 tsp)	0	0	Watermelon (1 cup)	0	4
Ice Cream (regular)	16	0	Wine (1 cup)	0	0
Jam (1 tsp)	0	0	Yoghurt (1 cup)	8	0

Calorie and fat content of essential foods eaten in UAE

Item	Fat (gms)	Calories	Item	Fat (gms)	Calories
FATS & OILS (1 tbsp)			Green Bean Salad	4	67
Butter	11	100	Fattoush	6.3	125
Lard	13	115	Tabbouleh	5.8	108
Margarine	13	100	BREAD & PASTRIES		
Margarine Low Fat 40%	5	50	White Bread (1 Slice = 28G)	1	73
Vegetable Oils	14	125	Whole-Wheat Bread (1 Slice = 28G)	1	70
Ghee	13	115	French Baguette (1 Slice = 28G)	0.8	80
Tehineh	8	90	Arabic Bread (Quarter Loaf = 28G)	0.3	78
DAIRY PRODUCTS			Markouk Bread (Half Loaf = 28G)	0.2	88
Cheese(100G)			Egyptian Baladi Bread (28G)	0.9	73
Blue	27		Croissant (1)	12	235
Cheddar	32	303	Doughnut Plain (1)	12	210
Cottage Regular 4% Fat	4	410	Pancake (1)	2	60
Cottage Low Fat 2%	2	104	Danish Pastry Plain (1)	12	220
Feta	21	91	Manaeesh (Thyme) (100G)	10.2	277
Mozzarella From Whole Milk	21	286	Ka'ak (100G)	1	294
Parmesan	30	455	Pizza With Cheese (1 Slice)	9	290
Ricotta Whole Milk	13	175	MEATS (100g)		
Halloum	25	320	Sirloin Steak lean only	8	208
Akkawi	21.6	289	Ground Beef lean	19	271
Mountain Cheese	23	283	Veal Rib	16	270
Labneh(100G)			Veal Cutlet for escalope	11	218
Labneh	10.8	154	Lamb Arm lean and fat	24	349
Kareeshe	0.7	99	Lamb Leg lean and fat	15	241
Shanklish	5.6	215	Brain	8.6	125
Kishk	12	391	Tongue	14	194
Kashta	12.2	207	Liver	8	218
Milk 1 Cup = 250ML			Kafta	22.1	266
Milk Whole 3.3% Fat	8	150	Lamb Kabab	12.4	154
Milk Low Fat 2%	5	120	Kibbeh Bi Sanyeh	17.2	331
Condensed Sweetened Milk	27	980	Shawarma	36	373
Yogurt (125G)			POULTRY		
Yogurt Plain 0% Fat	Traces	50	Chicken fried		
Yogurt Plain 20% Fat	2	60	Breast with skin, batter dipped (1/2)	18	365
Yogurt Plain Whole	4	80	Drumstick with skin, batter dipped (1)	11	195
Eggs (1)			Chicken roasted without skin		
Raw Whole	6	80	Breast (1/2)	3	140
Raw White	Tr	15	Drumstick (1)	2	75
Raw Yolk	6	65	Chicken With Rice (100g)	9.3	166
Fried In Butter	7	95	Duck Roasted flesh only (100g)	11	201
Hard Cooked	6	80	Turkey Roasted flesh only		
Poached	6	80	Dark Meat (100g)	7	188
Scrambled milk & butter added	8	110	Breast Meat (100g)	3.5	159
SALADS (100G)			FISH & SEA FOOD (100g)		
Potato Salad with mayonnaise dressing	8.4	144	Flounder or Sole		
Tuna Salad with mayonnaise dressing	9	183	Baked With Lemon Juice	1	94
Beet Salad	4.7	85	Flounder or Sole Baked with Lemon Juice and Butter	7	141
Cabbage Salad with oil and lemon dressing	4.7	65	Haddock Breaded and Fried	11	206
Cole Slaw in mayonnaise dressing	2.6	61	Salmon Baked	6	165
Mixed Greens Salad	2	36	Smoked Salmon	9.4	176
Dried Lima Bean Salad	2.9	157	Sardines Atlantic Canned in Oil	11	206
			Tuna Canned in Oil	8	194
			Tuna Canned In Water	8	159
			Broiled Fish With Spicy Sauce	10.2	161
			Fish With Rice Sayadiah	13.2	209
			Shrimps Batter Dipped And Fried	12	235

Item	Fat (gms)	Calories	Item	Fat (gms)	Calories
SOUPS (1 cup = 250ml)			SWEETS (100g)		
Tomato	8.8	157	Pound Cake	17	400
Meat And Vermicelli	20	375	Fruit Cake	16	384
Vegetable	4.5	67.5	Cheese Cake	20	304
Kishk	8.3	190	Brownies With Nuts	30	475
Lentil	2	180	English Muffins Plain	2	246
Lentil With Rice	12.5	322	Waffles	11	273
Canned condensed soups (after preparation with milk)			Tiramisu	20	314
Cream Of Chicken	11	190	Apple Pie	11	256
Cream Of Mushroom	14	205	Éclair	11	240
Chicken And Rice	2	60	Custard Baked	6	115
Minestrone	3	80	Jello	0	58
STEWES & STUFFED DISHES			Muhallabieh	6.6	156
Stews cooked with meat (100g)			Rice Pudding	2.8	138
Artichoke Stew	6.1	87	Nammourah	3.1	216
Cauliflower Stew	9.2	109	Ghraibeh	21.3	466
Moulloukhieh	6.4	103	Date Cake	9	358
Okra Stew	7.2	104	Maamoul With Dates	15.5	411
Masbahet El-Darwish	5.6	72	Maamoul With Nuts	26.8	496
Spinach	5.7	93	Awamat	6.9	236
Eggplant With Rice	10.1	153	Baklawah With Pistachio Nuts	32.2	540
Pea Stew	4.2	71	Borma With Pistachio Nuts	44.3	592
White Bean Stew	6.3	136	Borma With Almonds	31.9	523
Stuffed with Meat and Rice (100G)			Vanilla Ice Cream (2 Scoops)	10.5	203
Grape Leaves	7.3	112	Sorbet (2 Scoops)	1	135
Stuffed Squash	1.7	54	FAST FOOD (100g)		
Stuffed Eggplant	4.9	112	Hamburger (1 Sandwich)	11	245
Stuffed Gourds	2.5	87	Cheeseburger (1 Sandwich)	15	300
Potatoes (100G)			Roast Beef (1 Sandwich)	13	345
French Fries	16	320	Taco (1 Taco)	11	195
Potatoes Gratin	8	133	Tortilla Corn Chips (1Tortilla)	1	65
Potatoes Mashed			Corn Chips (28G)	9	155
With Milk And Butter	4	107	Potato Chips (10 Chips)	7	105
Potato Kibbeh	15.7	209	Cheese Crackers (10 Crackers)	3	50
Pasta & Grains (100g)			Chocolate, Plain Milk (100G)"	32	517
Spaghetti In Tomato Sauce			Chocolate Chip Cookies (4 Cookies)	11	185
With Cheese	3.6	104	Sandwich Type Cookies (4 Cookies)	8	195
Spaghetti In Tomato Sauce			Popcorn Popped In Oil		
With Meat Balls	5	133	(1 Cup = 250Ml)	3	55
Spaghetti In White Sauce			Popcorn Air Popped (1 Cup = 250Ml)	Traces	30
With Cheese	7.9	166	Pretzels Sticks (10 Pretzels)	Traces	10
Spaghetti In White Sauce			NUTS		
With Chicken	7.5	152	Almonds	15	165
Lasagna	8	150	Cashew Nuts Roasted In Oil	14	165
Mejaddara Topped			Peanuts Roasted In Oil	14	165
with Onions	27.6	362	Pistachio Nuts Dried Shell	14	165
Falafel	12	195	Pinyon Nuts	17	160

Micro-Nutrients

The guide to healthy eating pyramid provides you a balanced diet, with ample vitamins, minerals and anti-oxidants. The therapeutic benefit of these micro nutrients are explained below.

Vitamins	Functions in the Body/Benefits	Dietary Sources
Vitamin A Retinol, Beta-carotene	Maintains good vision resistance to infections	Milk, eggs, meat, fish, green leafy vegetables, carrots, yellow & orange fruits & vegetables
Vitamin D Cholecalciferol,	Regulates absorption of calcium for bone health	Formed in skin when exposed to sunlight. Found in dairy products, egg yolks, fish
Vitamin E Tocopherols, Tocotrienols	Antioxidant, protects vitamin A & fatty acids from oxidation. Treats anaemia	Vegetable oils, butter, eggs, nuts, whole grain cereals, wheat germ.
Vitamin C (Ascorbic acid)	Wound healing, bone fractures, resistance to infections. Strengthens blood vessels	Abundant in most fresh fruits (esp. citrus) and vegetables.
Vitamin K	Promotes blood clotting. Treats hemorrhagic disorders	Green, leafy vegetables, liver and other animal products
Vitamin B1 Thiamine	Metabolises carbohydrates. Essential for nervous tissue & cardiac system	Whole grain cereals, peas, beans, peanuts & legumes
Vitamin B2 Riboflavin	Regulates energy, growth, hormones & formation of red blood cells	Egg whites, greens, lean meat, fish, wheat germ and milk
Vitamin B3 Niacin, Nicotinic acid, Niacinaide	Fat synthesis, protein & carbohydrate breakdown, health of skin, tongue	Lean meat, chicken, salmon, tuna, legumes, whole grain cereals, peanuts
Vitamin B5 Pantothenic acid	Carbohydrate metabolism, fat metabolism	Eggs, chicken, avocados, soybeans, whole grains
Vitamin B12 Cynacobalamin	Red blood cell health & treat pernicious anaemia	Liver, kidney, dairy products, eggs
Folic acid orange	Essential for blood cell formation, protein metabolism prevents congenital defects	Green leafy vegetables, liver, kidney, yeast, juice, grain products, beans
Minerals	Functions in the Body/Benefits	Dietary Sources
Calcium	Strong bone structure, teeth, muscle tissue. regulates heartbeat nerve	Green leafy vegetables dairy products. Sardines, salmon, tofu.
Magnesium	Muscle contraction, bone, formation, blood pressure control	Nuts, legumes, unmilled grains beans, green leafy vegetables, bannas
Potassium	Maintains fluid balance, blood pressure, cell integrity, muscle contractions, and nerve impulse transmission	Fruits, green leafy vegetables and meats.
Zinc	Maintaining immune function	Meat, liver, eggs, seafood, whole grains.
Chromium	Glucose metabolism	Whole grain cereals, nuts, black pepper meat & cheese.
Selenium	Protects body tissues against oxidative dameage caused by radiation, pollution & normal body reactions	Seafood, kidney, liver, selected grains
Iron	Red blood cell health through formation of haemoglobin	Red meats, liver, poultry, fish, beans, peas
Iodine	Essential component of hormones.	Iodised salt, seafood, milk & cheese
Copper	Support healthy bones, muscles & blood vessels, assists in iron absorption	Liver, legumes, nuts, seeds, raisins, whole grains, shellfish, shrimp.

Height - Weight Chart for Children

Age (Years)	Asian				European			
	Male		Female		Male		Female	
	Height (Cms)	Weight (Kgs)	Height (Cms)	Weight (Kgs)	Height (Cms)	Weight (Kgs)	Height (Cms)	Weight (Kgs)
4	98	14	96	13	102	16	102	16
5	104	16	104	15	107	19	107	18
6	118	22	117	21	112	22	112	20
7	123	24	122	24	117	25	117	24
8	127	26	126	26	122	28	122	24
9	133	30	132	29	127	31	127	26
10	138	32	138	33	132	34	132	28
11	143	35	144	36	137	37	137	30
12	148	38	150	42	142	40	144	35
13	154	42	153	44	147	43	151	40
14	161	48	155	46	152	46	158	45
15	165	52	155	48	159	51	165	50
16	168	55	155	49	166	56	165	50
17	168	59	156	49	174	61	165	50
18	169	62	157	50	181	66	165	50

Height - Weight Chart for Adults

Height		Weight			
Cms	Inches	Male		Female	
		Min.	Max.	Min.	Max
152	5'-0"	55	65	45	55
155	5'-1"	56	66	46	56
157	5'-2"	57	67	47	57
160	5'-3"	58	68	48	58
162	5'-4"	59	69	49	59
165	5'-5"	60	70	50	60
167	5'-6"	61	71	51	61
170	5'-7"	62	72	52	62
172	5'-8"	63	73	53	63
175	5'-9"	64	74	54	64
177	5'-10"	65	75	55	65
180	5'-11"	66	76	56	66
182	6'-0"	67	77	57	67

Adults of European descent to add 5 kgs, to the Min-Max as per gender to get European Height Weight ranges

Source: Fitness a way of Life 1990. Tata Mcgraw Hill

Stress Management & Mental Health



4. Stress Management & Mental Health

Stress has existed from the time of Early Man but has now become an omnipresent phenomenon in the life of 'Modern Man'. It has pervaded all layers of life.

Stress is the bio-psycho-social response of the body to a demand, mental or physical. Stress is an arousal response the body makes, when a situation is perceived as being stressful. The impact of this arousal affects emotional as well as cognitive thinking. The impact is seen in behavioral and physiological change. When stress is long term and chronic, it leads to chronic psychosomatic ailments. While there is an undeniable link between stress and illness, optimal stress is also a prerequisite for success in every task. Stress is the wind beneath your wings pushing you towards achievement. If stress can trigger off psychosomatic ailments in those living in the fast track, it can be a trigger even to those who suffer from monotony, boredom or frustration. It is therefore very essential to bring a balance between too much and too little stress.

The first step in managing stress is to develop a stress free personality. A high self-esteem, assertive behavior and a positive attitude help in building a stress free perception. It also helps to focus on areas where control and change are possible. Locate the source of stress and use a problem solving approach to deal with it step by step. All stress you can understand. Some you can change. Some you may have little control over. You may then need to change your attitude and response towards these stressors. Thereby reducing stress.

Any exercise program done regularly utilizes the body's stress hormones. Exercise not only makes the body fit, but also acclimatizes the heart and lungs to increased activity, as in stressful situations. Relaxation and meditation techniques result in calming brain waves, and reducing the effects of stress. This is especially effective with stress related ailments such as hypertension, headaches, digestive ailments, cardiac ailments, sleep problems to name just a few.

Stress may be an irritant in your life or it may be a factor of passive existence. Change of perspective will help change this stress to an active, rewarding life.

Stress and Ailments

Psychosomatic ailments are stress related. They are somatic or physical ailments, aggravated, triggered or sometimes even caused by psychological factors such as stress. Hence medical treatment, physiotherapy and fitness, therapeutic diet, all must be accompanied by management of stress. Some common psychosomatic ailments are Headaches, Respiratory ailments, Immune Disorders and Allergies, Hypertension, Diabetes, High cholesterol, Muscle and joint problems, Digestive problems, Pre menstrual syndrome and Menopause.

Use a combination of behavior management and relaxation techniques to manage your stress.

Sleep

One of the best gifts of nature is sleep. Daily sleep of 6-8 hours helps in repair and relaxation of the body and mind. It provides sufficient time for deep (NREM) and dream (REM) sleep restoring physical and mental health.

Keep your sleep – wake timing regular. Irregular timing is known to confuse the circadian sleep cycle.

- A short afternoon nap may help you recover.
But if you have Insomnia, avoid naps for now.
- Use your bedroom and bed only for relaxation. Working, eating, talking, arguing, fighting should all be kept outside.



- Following a sleep ritual of bath, brushing teeth, moisturizing face, brushing hair, prayer etc, help you unwind before you drop into bed.
- Children sleep better with cuddly toys in bed, pet in the room, a night lamp, their door slightly open etc. They feel safe and secure and so sleep well.
- A warm glass of milk, warm bath make you feel relaxed and aid in sleep.
- Coffee & Cigarettes are stimulants and best avoided at bed time.
- Alcohol in large quantities is also a deterrent.
- The décor, ambience colour schemes, room temperature, lights, sound, privacy, furniture even mattress and pillow, must be comfortable.
- Regular exercise improves sleep, so exercise daily. But vigorous exercise close to bedtime acts like a stimulant and so is not a good idea.
- A heavy stomach will only interfere with sleep. So make sure your dinner is light and atleast 2 hours before bedtime.
- And finally, with all your effort, if sleep still doesn't come – quit trying. Get up from your bed, try reading (no TV) and then attempt to sleep again. Tossing and turning and not succeeding creates conditions of panic, further affecting sleep.



Change & Crisis

Change always carries tremendous stress with it. And if this change is a crisis, if it is a major calamity in any area of life, it brings about a series of responses called Grief Reaction or Thanatology. This understanding may help you cope better with your crisis / grief.

Denial & Shock - refusal to accept the situation

Anger - helplessness & blaming of self and others.

Bargaining - attempting to negotiate a return to normalcy.

Depression - withdrawal, helplessness

Acceptance - when realization of the irreversibility is faced up to.



Time, Routine & Stress

In modern times, lack of time is a major cause of stress. This results in important areas of life being neglected. Limited time and much to do in that time results in pressure, impatience and overload.

Plan your time well. You only have 24 hours a day and many important areas to fit in. A simple formula for time & stress management is mentioned in the table. You could personalize it to suit your needs. Remember you can't delete any activity or reduce time for health factors.

Hours	Activity
6 - 8	Sleep
8 - 10	Work, Occupation, Study
1	Exercise
1	3 big & 2 small meals
6	Quality family time Relaxation, Social time, Quiet personal time, Personal hygiene, Others
24	Total time in a day

Stress Defense Methods to optimize stress

- Quality time for family will ensure that you have a retreat called home.
- Plan your career well, it will give you challenge, satisfaction & security.
- An assertive personality is responsible to self & others. Learn this skill.
- Communication is the key to relationship building. Listen better and your conflicts will slowly dissolve.
- Develop a sense of humor. Learn to laugh at life, its paradoxes and at yourself.
- Plan a little idleness & quietness each day. You will be able to recharge.
- Exercise is arousal and relaxation is the opposite. Yet both are necessary on a daily basis. Practice both.
- Sleep well and you will have renewed energy to face the next days stresses.



Meditation

In simple terms, meditation can be defined as total relaxation of the body mind complex. It is difficult to separate the mind from the body. Mental health will lead to physical well being and vice versa. Meditation can also be defined as the art of living in the present moment. The mind almost always dwells in the past or future. Isn't it strange that all our stress of today arises either from the past or the future. Relaxation can be achieved by living in the present moment.



Health is the balance, harmony, rhythm and natural flow of life energy, through every part of the body. Diseases occur when this joyful flow is interrupted. Poor lifestyle, emotional conflict, mental tension, inherited predispositions with consequent energy depletion are the main causes of poor health. A number of physical diseases are often related to these subtle problems. Meditation is very helpful in overcoming these problems. Medication heals the body from outside, where as meditation heals it from inside.

The easiest way to meditate is by either lying down, sitting on the ground or sitting on a chair in a comfortable position. Eyes should be closed and noise eliminated to reduce external stimulation. Soft music aids in relaxation. You may like to practice relaxation techniques such as: progressive muscular relaxation, visualization, autogenic training, self hypnosis or different forms of meditation, yoga.

Regular meditation helps to overcome addictions to tranquillizers, reduces hypertension, insomnia, migraine, depression, anxiety and other psychosomatic illness. It also expands brain function by enhancing a balance between the two separate hemispheres of the brain, promoting creativity, love, compassion etc.

Dependency Management



5. Dependency Management

Any indirect, casual or daily association with addictive substance like alcohol, smoking etc. have a proven record of causing dependency and being detrimental to health.

Quit Smoking

There are two ways to give up smoking. One is to reduce/cut down for some time and then to stop completely. The second is to stop completely right away.

A few suggestions for cutting down and quitting are:

- Never smoke more than half the cigarette.
- Break a cigarette in half and then smoke it.
- Make it a practice never to smoke in office or at home.
- Never smoke in a public place, it is unhealthy for others.
- Smoke the first cigarette of the day half an hour later everyday.
- Take a decision to stop immediately.
- Seek expert advice on how to quit.
- Enlist the support of family and friends to prevent restarting.
- If you fail, don't lose hope. Keep trying till you quit.
- Consult your doctor for Nicotine replacement therapy such as gum, skin patches, etc.



Alcohol management

Even while we do not advocate the drinking of alcohol, if the following points are kept in mind, alcoholic drinking can become safer.

- Drink slowly at the rate of one drink an hour.
- Always dilute your alcohol with water. (Soda or any other bicarbonated drink speeds up absorption).
- A safe limit is 2(30ml) peps 1 bottle of beer half a bottle of wine. Never exceed this.
- Eat before drinking. Best of all drink during your meal.
- Never exceed two peps.
- Avoid drinking daily and under pressure (anger, depression).
- Avoid drinking alone.
- The best cure for hangover is to sleep it off and drink lots of water.
- Take a decision to stop, if you can't follow the above rules, enlist the support of your family and counselor to stop.
- If you fail to stop, try again.





6. Safety

Beyond physical safety at home, work and at play, we also touch up on sexual safety

I. Home Safety

- Fit safety railings and guards on balconies, windows and stairways.
- Ensure safe electrical sockets and wiring.
- Attach non-slip backing to rugs and mats and have non slip flooring.
- Provide a guard to fire places and radiators and conveniently locate fire extinguishers, etc.
- Do not leave toys etc lying about on the floor or stairs to avoid falling.
- Position ladders safely during usage, and avoid standing on chairs, tables, etc.
- Put away safely plastic bags, medicines, poisons, insecticides, sharp tools, power equipment, etc.
- Ensure safe handling of hot utensils, water, etc. in the kitchen.
- Ensure safe LPG cylinder and hot water connections.
- Do not smoke in bed or keep lighted cigarettes unattended.
- Observe pool safety around the home swimming pool.
- Dismantle firearms for storage.
- Keep matchbox out of reach of children.
- Supervise children and aged adults in the bath room, especially during usage of bathtubs and hot water.
- Have emergency telephone numbers of fire brigade, ambulance, doctors, police handy.



II. Work Place Safety

- The first rule is to know, practice regularly and implement all safety standards required by law in your occupation. Pay special attention to the following safety hazards if relevant to your occupation.
- Hazards relating to machinery and equipment.
- Hazards relating to slipping and falling in relation to walk ways, uneven pathways, slippery surfaces, ladders, wearing of appropriate foot wear, helmets, etc.
- Hazards relating to lifting and injury to the back and also from appropriate seating.
- Hazards relating to temperature; wearing of protective clothing, warm or cold air jets for temperature control, etc.
- Hazards relating to high pressure, boilers, etc.
- Hazards relating to electricity; use of quality equipment and qualified electricians.
- Hazards relating to toxic substances; proper identification, storage, handling, disposal, etc.
- Explosion Hazards reduction; by prohibiting smoking in the vicinity, elimination of electric spark, appropriate ventilation, good house keeping, etc.
- Reduction of radiation hazards, by use of personal monitoring devices, marking of radiation areas, proper storage, handling of disposal, etc.
- Reduction of noise hazards, by use of sound level monitors, conduction of audiometry tests.



III. Travel & Vehicle Safety

- Ensure repair, maintenance and road worthiness of your vehicle, i.e. brakes, light, tyres, etc.
- Pay full attention while driving. Avoid using mobile phones.
- Drive within speed limit & observe all traffic rules, traffic signals, etc.
- Do not drink and drive or drive under medications.
- Don't drive continuously for long duration without a break for rest.
- Ensure the use of safety belts in car, helmets in two wheelers.
- Reverse the car slowly with full vision and view.
- Never leave keys in the ignition or children alone in the vehicle, they could play with gears.
- Pedestrians should observe road rules of crossing, walking on pavement etc.
- Two wheel users should wear protective helmets.



IV. Recreation Safety

- Know the safety rules before participating in your recreational activity.
- Teach children to swim as a life saving rule.
- Always use beaches patrolled by life saving personnel.
- Careful with underwater currents, rocks, unexplored waters
- In open water stay with group.
- In case of emergency in water, call for help avoid panic.
- If boating wear life jackets and be cautious of the weather.
- Keep the coast guard and others aware of your schedule.
- Go hiking in a group with at least one experienced person.
- Wear clothing to protect against sun, wind, rain, cold, etc.
- Keep authorities informed of your plans and route.
- Carry sufficient water and medical provisions.
- If lost, look for help and avoid straying.



These safety suggestions are by no means exhaustive but are merely suggestive. What is perhaps most important is a safety attitude & commitment. Another important aspect of safety is sexual safety.

7. Ear, Nose, Throat, Teeth, Eyecare

I. Ears

- Have periodic examination of your ears, especially if you notice your hearing decreasing.
- Do not put drops, oil, etc. in your ears without doctors advise.
- Do not clean the ears with pins, keys, pens, etc.
- Do not remove foreign objects from the ear without a doctor's assistance.
- Do not unnecessarily clean ears after a bath with ear buds, etc.
- Loud noises are harmful for the ears.
- Do not slap children/others on the ears.
- Do not allow dirty water to enter into the ears.
- In all cases of ear ache, ringing in the ears, discharge from the ears, giddiness, vertigo, nausea, vomiting etc., immediately consult your doctor.



II. Nose

- Do not squeeze a boil or pimple around the area of the nose.
- Do not try and remove a foreign object from the nasal passage without a doctor's assistance
- Do not unnecessarily pick the nose or blow the nose vigorously.
- Avoid unnecessary misuse of nasal drops inhalers, etc. without a doctor's approval.
- Consult your doctor immediately in case of injury and breathing difficulty.



III. Throat

- Avoid the use of irritants to the throat such as smoking, chewing tobacco/pan, etc.
- Avoid putting coins, marbles, pins, etc. in the mouth.
- Shouting, screaming etc. causes hoarseness. In case of hoarseness, rest the throat misuse till it passes. If it persists for more then 7 days, consult your doctor.
- Avoid taking excessively cold/hot spicy foods.
- Avoid talking when food/water is in the mouth.
- Eat food calmly, avoid hurry.
- In case of glandular swelling in the neck, consult your doctor.



IV. Teeth

- Brush your teeth once or twice a day prior to sleeping using a medium tooth brush.
- Massage your gums once a day with your finger for one minute.
- Avoid using abrasive tooth powers, salt, tobacco, etc. for cleaning the teeth.
- Avoid use of any other person's tooth brush.
- Change your tooth brush at least once every 90 days.



- Use dental floss for removing food particles, avoid the use of pins, etc.
- Do not smoke, use tobacco, chew gum, eat chocolate, candy etc.
- Eat plenty of crunchy fresh vegetables and fruits.
- In case of irregular, sharp, broken teeth, contact your dentist.
- Do not apply medicine without consulting your doctor.
- In case of tooth ache, gum bleeding, ulcers of the gum and cheek, white patches, etc., consult your dentist.
- Dental check every six months, especially for growing children is essential.

V. Eyes

- Breast feeding of infants and sufficient intake of vitamin A for others from fresh fruit and vegetables benefits the eyes
- Eyes should be examined annually, especially of school going children.
- Sharp objects, fire works, etc. should be carefully handled.
- Protective glasses should be worn while and also working in situations of heat, light, dust smoke etc.
- Use protective glasses while riding two wheelers.
- Avoid using another person's soap, towel or handkerchief, etc.
- Do not use eye make up or touch eyes with dirty fingers, cloth, etc.
- If dust particles fall in the eye, splash with cold, clean water & consult your doctor. Do not rub the eye.
- Avoid self medication.
- Avoid reading very small print & read in clear light. Avoid dim lights for reading.
- Preferably reading in a sitting posture, not lying down.
- Avoid reading in moving vehicles.
- While watching T.V., do so from a distance of 10 feet. Every 20 minutes or so rest the eyes. So also while reading.
- Looking at distant objects, rest the eyes.



Eye Exercises

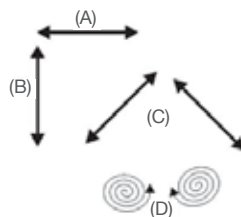
Exercises that benefit the body, benefit the eyes also.

However, here are a few exercises that directly strengthen the muscles of the eye and lens; and improve circulation of blood to the eye. The exercises if done faithfully not only maintain healthy eyes and good vision, but in many cases help in improving vision to the point where the use of spectacles are not necessary.

Do not wear spectacles or contact lenses while doing these exercises and while in the process of doing these exercises daily, reduce as far as practicable your dependency on spectacles.

The exercises are done while standing with the arm/arms held straight out in front of you, fist closed, thumb pointing upwards. Your thumb is the point on which your eyes concentrate for the exercises. Move the thumb as directed. Keeping the head firm and move the eyes only.

- Side to side
- Up & down
- Diagonally
- Circles



Each exercise is done not less than eight to ten times daily or on alternate days as prescribed.



Arabian Wellness & Lifestyle Management LLC

Direct: +9717 2268481/2268302, Tel: +9717 2074333, Fax: +9717 2074457

Dubai: Tel: +9714 2599172, Fax: +9714 2599519
www.arabianhealthcaregroup.com



Supported by



Managed by

